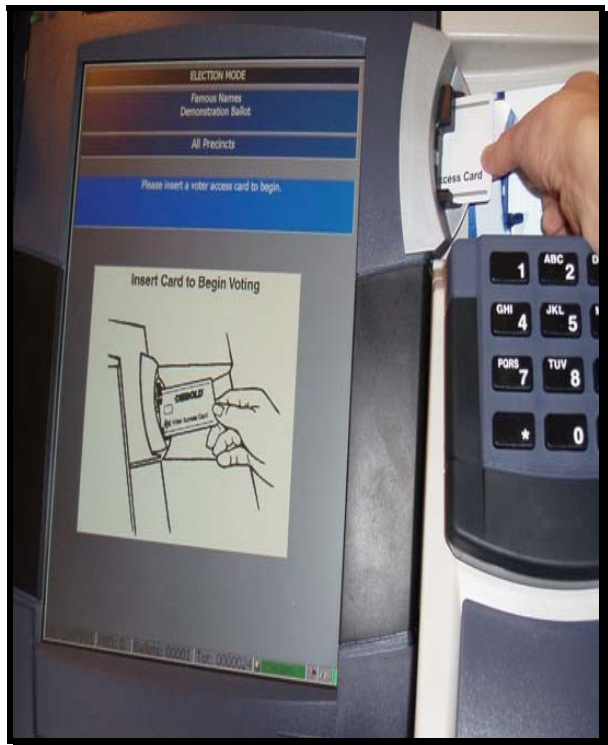


# Touch Screen Voting Instructions – General Election

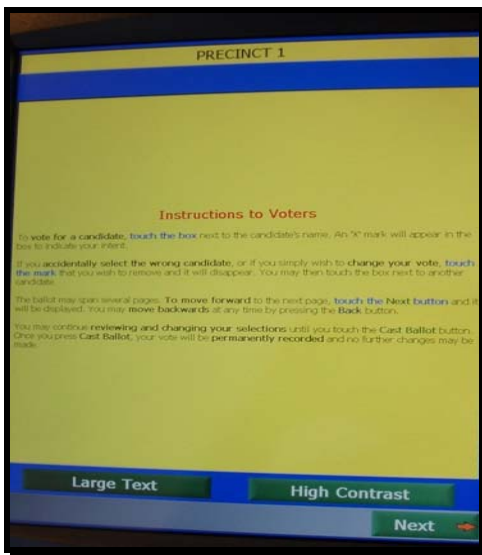
## STEP 1: Insert the Voter Access Card into the Touch Screen Voting Unit

The card will click into place and will remain in the machine while you vote.



## STEP 2: Read Instructions Carefully

Touch the **LARGE TEXT** and/or **HIGH CONTRAST** buttons to enlarge or improve ballot readability.

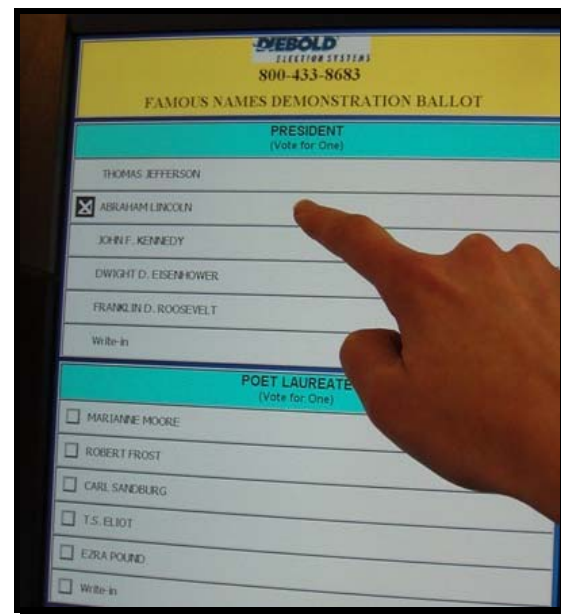


Touch the **NEXT** button to begin voting or to advance to the next page.

Touch the **BACK** button to review previous page.

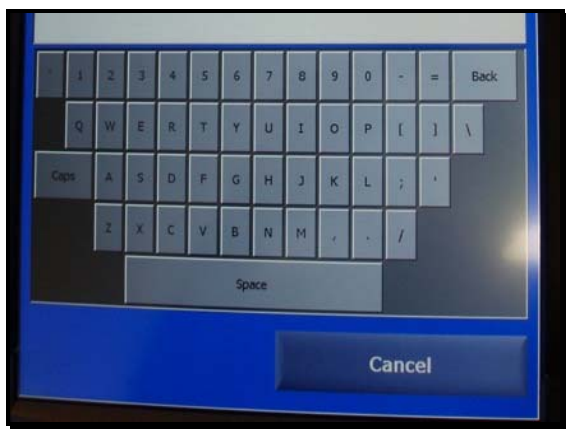
## STEP 3: Vote Your Choices

Touch the box next to your choice. An "X" will appear.



To change your choice, deselect by touching the box again and select your new choice.

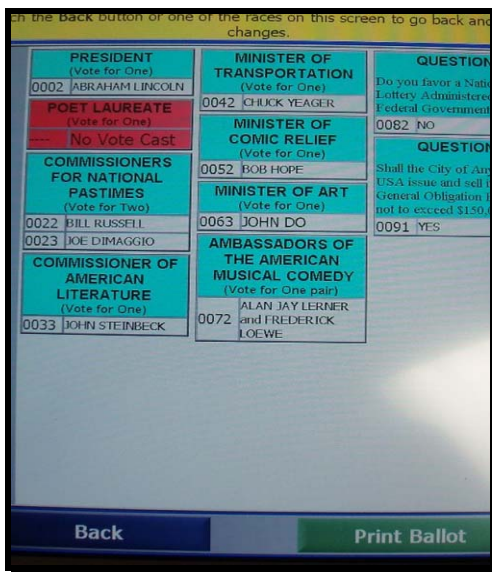
## STEP 4: Voting for a Write-In Candidate



Touch the box next to write-in and a keyboard will appear. Type in the candidate's name and select **RECORD WRITE-IN**. When you return to the race screen, verify that the box is checked with an "X" and that the candidate's name appears.

## STEP 5: Review Your Ballot

At the Summary Page review your choices. Races left blank will be highlighted a different color.



To return and vote a race or to change your vote in a race, touch the race you would like to change or vote to return to page with the race.

## STEP 6: Print Ballot for Verification

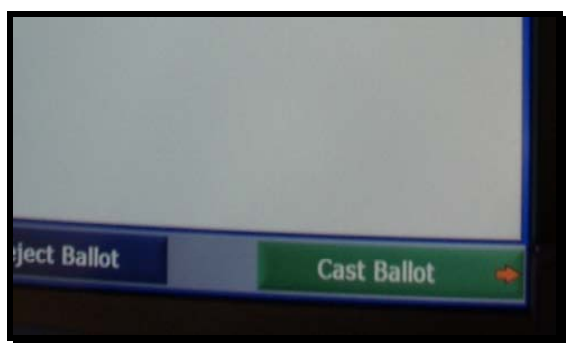
To verify your choices and to cast your ballot, touch the **PRINT BALLOT** button.

A printed ballot of your choices will appear in the printer compartment. Review your ballot carefully.



## STEP 7: Cast Your Ballot

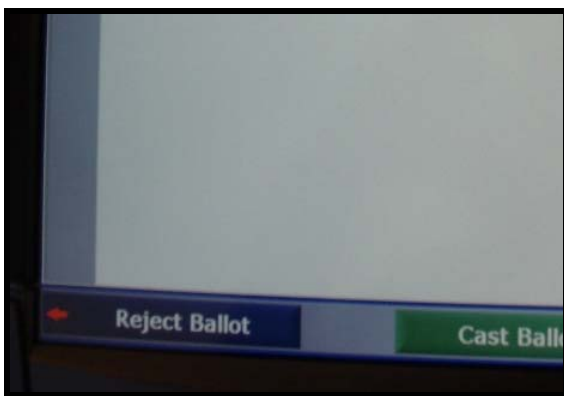
Touch **CAST BALLOT** when you are ready to record your vote.



Once your ballot has been cast, the printer will scroll your selections into the security canister inside the printer unit.

## STEP 8: How to Reject A Ballot

If you wish to reject your ballot and make changes, touch the **REJECT BALLOT** button. You are allowed to reject your ballot twice.



## STEP 9: Remove Card

Once you have completed the electronic touch screen voting process, remove your Voter Access Card and return it to an election worker.

